



## 2021 SAKHIR EVENT

25 to 29 March 2021

---

<b>From</b>	The FIA Formula 2 Race Director	<b>Document</b>	9
<b>To</b>	All Teams, All Officials	<b>Date</b>	25 March 2021
		<b>Time</b>	18:20

---

**Title** Event Notes V2

**Description** Additional procedures

**Enclosed** 2021 Bahrain Event Notes V2.pdf

**Bob Kettleboro**

**The FIA Formula 2 Race Director**

# BAHRAIN EVENT

25 TO 28 MARCH 2021

---

<b>From</b>	The FIA Formula 2 Race Director	<b>Document</b>	9
<b>To</b>	FIA Formula 2 Teams and Officials / The Stewards	<b>9 Date</b>	25 March 2021
		<b>Time</b>	18.20

---

## **Event Notes Version 2.**

### **General Instructions**

- 1) **2021 F2 Sporting Regulations.**
  
- 2) **Pit lane map**
  - 2.1 Safety Car lines.
  - 2.2 The location of the pit entry and the pit exit.
  - 2.3 Designated garage areas.
  - 2.4 Safety Car position for first lap and rest of race.
  - 2.5 Blue flag marshal at the pit exit.
  - 2.6 Track light panels displaying pit entry status (panel 17 & 18).
  
- 3) **Pirelli Event Preview**
  - 3.1 With reference to Article 12.8 of the Technical Regulations see the attached document provided by the official tyre supplier.
  
- 4) **Drivers' Meeting**
  - 4.1 In order to avoid any possible miscommunication during the Drivers' Meeting, teams are not allowed to start the engines on Thursday between 17:00 and 18:00 hours.
  
- 5) **Transfer Procedure from support paddock to F1 pit lane**
  - 5.1 For the transfer procedures from the support paddock to the F1 pitlane, prior to all sessions and races, only the set of installation tyres detailed in Article 24.1 of the Sporting Regulations, may be used.
  
- 6) **Track light panels**
  - 6.1 The FIA track light panels have been installed in the positions shown on the circuit map. In accordance with Appendix H to the ISC the light signals have the same meaning as flag signals.

## **BAHRAIN EVENT**

**25 TO 28 MARCH 2021**

### **7) Track light panel displaying pit entry status**

- 7.1 The light panel indicated on the pit lane map will display a flashing yellow arrow if cars are required to use the pit lane once the Safety Car has been deployed during the race.
- 7.2 The light panel indicated on the pit lane map will display a flashing red cross if the pit lane is closed at any point during the race.

### **8) Drivers leaving their pit stop position in the pit lane**

- 8.1 For safety reasons, during practice and qualifying drivers must not do burn outs from their pit stop position, for the avoidance of doubt this also applies when the pit exit is open for reconnaissance laps.
- 8.2 It is not permitted to do burn outs or clutch bite points checks in the paddock, garage areas and in the pit lane at any time during the Event.
- 8.3 For reasons of safety, any driver released from their pit stop position must move to the fast lane as quickly as possible. They must not drive side by side with another car.
- 8.4 For reasons of safety and sporting equity, drivers must not drive through other teams' pit bay after being released from their pit stop position.

### **9) Observing yellow flags during free practice and qualifying**

- 9.1 Double waved: Any driver passing through a double waved yellow marshalling sector must reduce speed significantly and be prepared to change direction or stop. In order for the stewards to be satisfied that any such driver has complied with these requirements it must be clear that he has not attempted to set a meaningful lap time, for practical purposes this means the driver should abandon the lap (this does not necessarily mean he has to pit as the track could well be clear the following lap).
- 9.2 Single waved: Drivers should reduce their speed and be prepared to change direction. It must be clear that a driver has reduced speed and, in order for this to be clear, a driver would be expected to have braked earlier and/or discernibly reduced speed in the relevant marshalling sector.
- Drivers should not overtake any car in a single waved yellow marshalling sector unless it is clear that a car is slowing with a completely obvious problem, e.g. obvious accident damage or a deflated tyre.

### **10) Lapping during the race**

- 10.1 The ISC requires drivers who are caught by another car about to lap him to allow the faster driver past at the first available opportunity. The F1 Marshalling System has been developed in order to ensure that the point at which a driver is shown blue flags is consistent, rather than trusting the ability of marshals to identify situations that require blue flags.

## **BAHRAIN EVENT**

**25 TO 28 MARCH 2021**

As it was at the end of last season the system will be set to give a pre-warning when the faster car is within 3.0s of the car about to be lapped, this should be used by the team of the slower car to warn their driver he is soon going to be lapped and that allowing the faster car through should be considered a priority. When the faster car is within 1.2s of the car about to be lapped blue flags will be shown to the slower car (in addition to blue light panels, blue cockpit lights and a message on the timing monitors) and the driver must allow the following driver to overtake at the first available opportunity.

It should be noted that the aim of using F1MS is ensure consistent application of the rules, additional instructions may also be given by race control when necessary.

### **Event Specific Instructions**

#### **11) Changes to the circuit**

11.1 The Turn 4 exit kerb painting has been extended across the alternative track lay out.

#### **12) Formula 1**

12.1 F1 Teams have been asked to keep their barriers no more than four meters from the garages during all support race practice sessions and races.

12.2 F2 teams are not permitted to access the F1 pit walls until 15 minutes after the end of a Formula 1 session.

#### **13) Practice starts**

13.1 Practice starts may only be carried out on the right-hand side after the pit exit lights but before the end of the pit signalling wall. For the avoidance of doubt, this includes any time the pit exit is open for the race.

Drivers must leave adequate room on their left for another driver to pass.

13.2 For reasons of safety and sporting equity, cars may not stop in the fast lane at any time the pit exit is open without a justifiable reason (a practice start is not considered a justifiable reason).

#### **14) Lines or bollards at the Pit Entry and Pit Exit**

14.1 In accordance with Chapter 4 (Section 5) of Appendix L to the ISC drivers must keep to the right of the solid white line at the pit exit when leaving the pits.

14.2 For safety reasons drivers must keep to the right of the bollard at the pit entry when they are entering the pits.

## **BAHRAIN EVENT**

**25 TO 28 MARCH 2021**

**14.3** Except in the cases of force majeure (accepted as such by the Stewards), the crossing by any part of the car, in any direction, of the red and white painted area, between the pit entry and the track, by a driver who, in the opinion of the Stewards, had committed to entering the pit lane is prohibited.

### **15) Track Limits**

**15.1** The track limits at the exit of Turn 4 will not be monitored with regard to setting a lap time, as the defining limits are the artificial grass and the gravel trap in that location.

**15.2** In all cases during the race, drivers are reminded of the provisions of Article 27.3 of the Sporting Regulations.

### **16) Drivers reducing speed when off track**

**15.1** Any driver that leaves the track at any point, must significantly reduce his speed in order to rejoin the track a safe manner.

### **16) Fire extinguishers around the circuit**

**16.1** Indicated by small orange boards with a white letter 'F' on the barriers and debris fences.

### **17) Places to remove cars from the track**

**17.1** Indicated by fluorescent orange panels on the barriers.

**17.2** Should a car stop on the track during a session, the driver must keep all of their protective clothing (Helmet, Gloves, etc) on until they have returned to their garage.

**17.3** If a driver has to stop between Turns 10 and 11, he should make every reasonable attempt to stop on the left-hand side, as cars may then be recovered more easily.

### **18) Removing cars from the grid**

**18.1** Two gates in the pit wall, the first is located adjacent to grid position 2 and the second adjacent to grid position 18.

### **19) Car number light panels for the start**

**19.1** On the right-hand side of the grid.

### **20) Support Race Pit Lane.**

**20.1** Speed limit 60 km/h at all times.

## BAHRAIN EVENT

25 TO 28 MARCH 2021

**20.2** For safety reasons, the fast lane must be kept clear during Porsche support racetrack sessions, for the avoidance of doubt, Vans and team equipment must remain behind the line defining the inner lane from the fast lane.

**20.3** Should you encounter a mechanical problem and have to stop the car when entering the narrow section of support race pit lane, pull over to the side as far as possible to allow other cars to overtake.

### **21) VSC Test**

**21.1** A VSC test will take place at the beginning of the session. All cars must leave the pit lane immediately after the pit exit is open to take part in the VSC test.

### **22) Sporting Regulation Article 42.3**

For reasons of safety, Article 42.3 is amended as follows with the additions displayed underlined:

42.3 When the three-minute signal is shown all cars must have their wheels fitted, after this signal wheels may only be removed if the car has been moved out of the fast lane or during a further race suspension.

A penalty under Article 38.3(d) will be imposed on any driver whose car did not have all its wheels fully fitted at the three minute signal or has any of its wheels changed before it leaves the pit lane after the race has been resumed.

At the two minute point, any cars between the safety car and the leader, in addition to any cars that had been lapped by the leader at the time the race was suspended, will be allowed to leave the pit lane and complete a further lap, without overtaking, enter the pit lane and then join the line of cars behind the safety car which left the pit lane when the race was resumed.

### **23) End of practice procedure**

**23.1** After taking the chequered flag, continue to Turn 10 and enter the support race pit lane.

### **24) End of qualifying procedure**

**24.1** After taking the chequered flag, continue to Turn 10, enter the support race pit lane and go directly to Parc Fermé.

### **25) Post-race procedures**

**25.1** The first 3 cars continue to the F1 pit lane podium, all other cars must leave the track at Turn 10, enter the support race pit lane and go directly to Parc Fermé.



## BAHRAIN EVENT

25 TO 28 MARCH 2021

**26) Fuel pressure release in parc fermé**

- 26.1** For safety reasons, teams are authorized to appoint one person specifically in order to release the pressure inside the fuel cell when the cars return after each session. In addition, teams are authorized to attach fans to the car in the parc fermé.
- 26.2** When the cars are in the parc fermé, this person must request prior authorization from the FIA Technical Delegate on site and is only authorized to perform the action specified above.
- 26.3** This person will not count as far as Article 21.5 of the 2020 FIA F2 Sporting Regulations is concerned (team personnel limitation).

**27) Any other business**

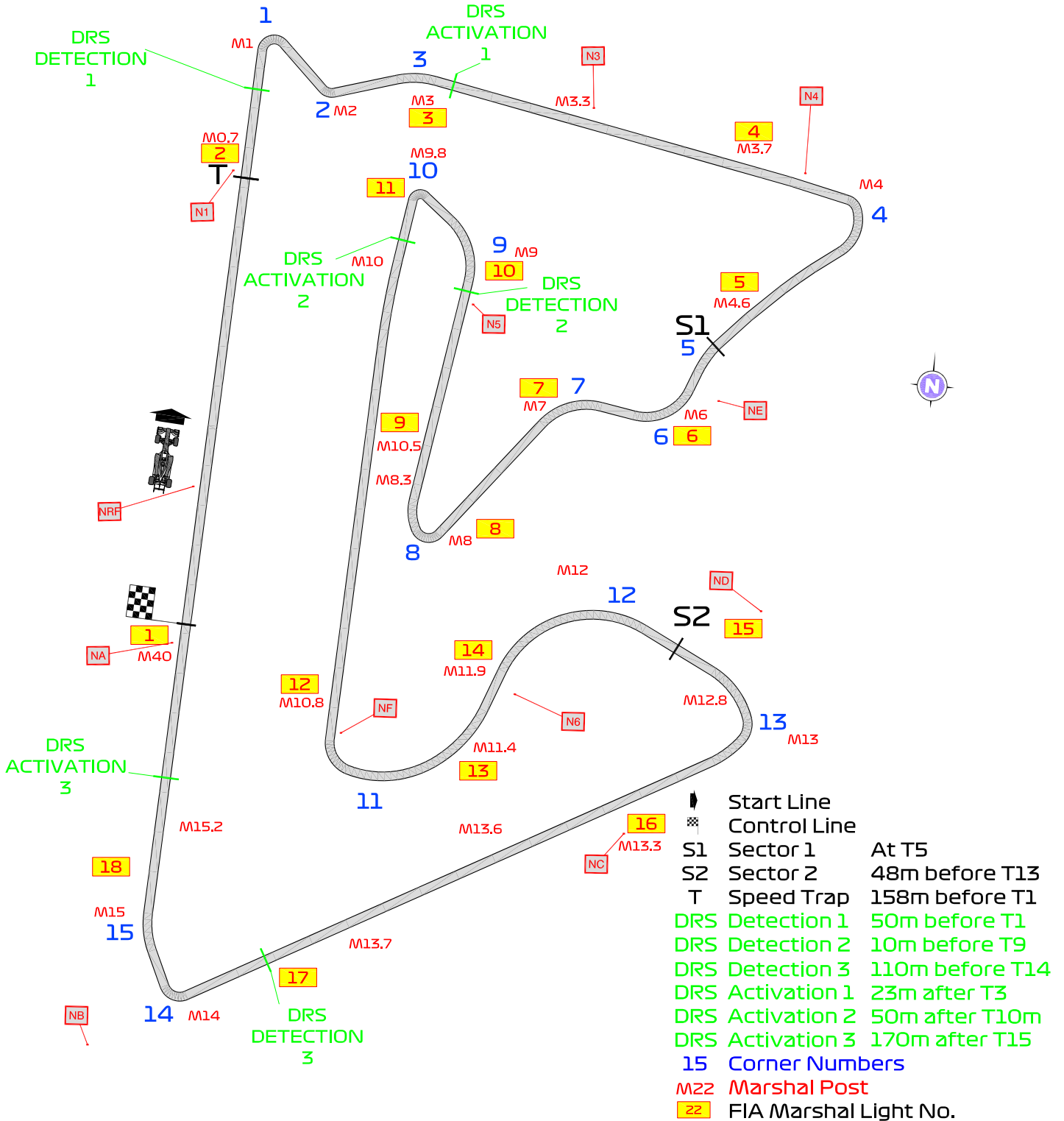
A handwritten signature in black ink, appearing to read 'BK-e', positioned above the typed name of the Race Director.

Bob Kettleboro  
Race Director  
FIA Formula 2 Championship



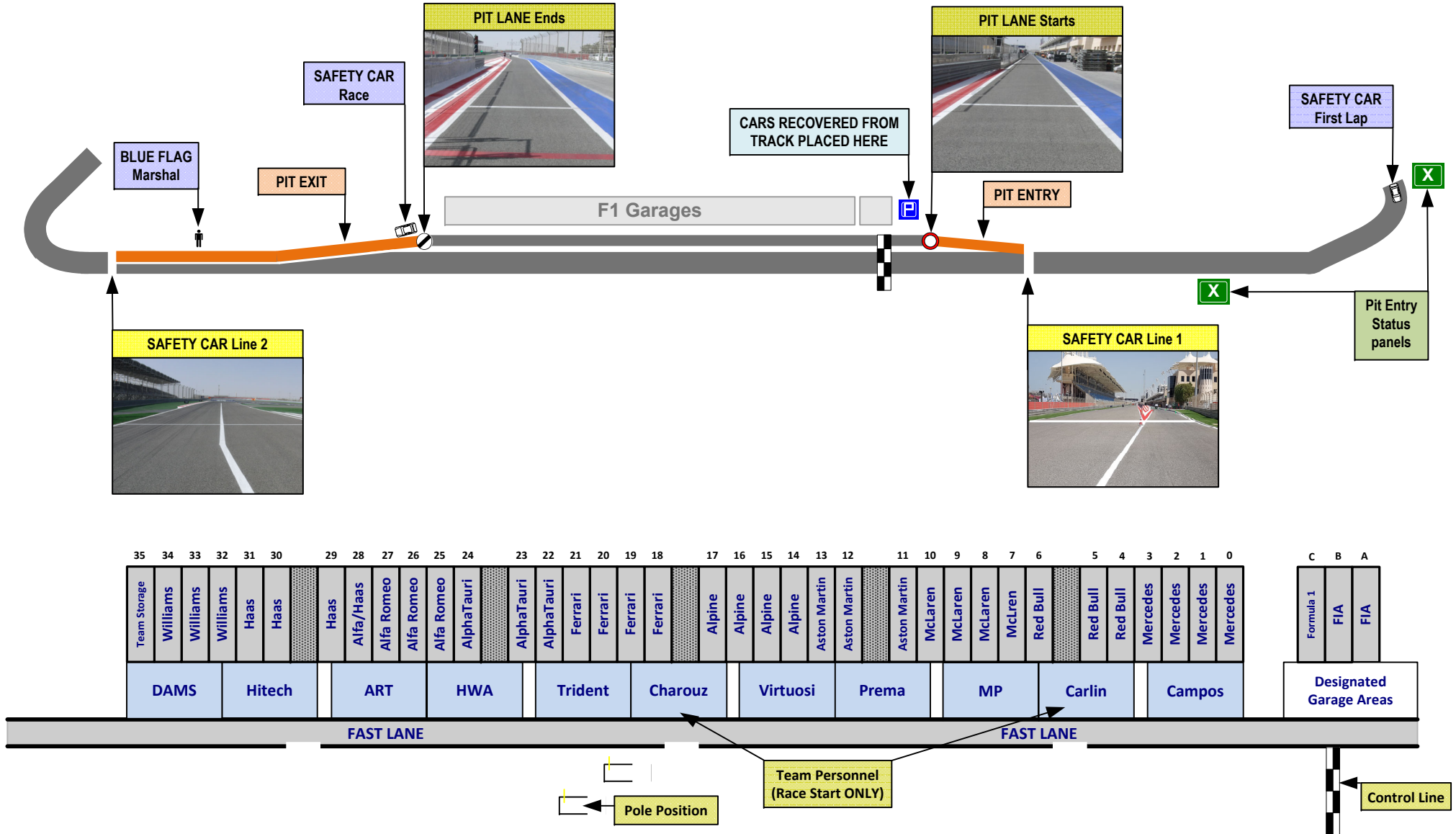
# FORMULA 1 GULF AIR BAHRAIN GRAND PRIX 2021 - Sakhir

## Circuit Map



Circuit Centreline Length = 5.412km





**Grand Prix of Bahrain 26-28/03/21 (21F2R01BAH)**

Compound	FL	FR	RL	RR
Hard	28A	28A	31A	31A
Soft	28C	28C	31C	31C
Wet	16F	17F	18F	19F

**Minimum and Recommended Hot Pressure, Camber limits, Wear Life**

	Front (psi)	Rear (psi)
Slicks	14.0	12.0
Wet	14.0	12.0

FE recommended hot pressure (psi)

21.0

RE recommended hot pressure (psi)

20.0

FE Camber Limit

-4.25°

RE Camber Limit

-2°

FP & Q

FP & Q



RACE

-4°

-2°

RACE

Avg wear @15 Laps

Hard

N/A -%

Avg wear @15 Laps

N/A -%

Soft

32 -%

50 -%

**GENERAL NOTES**

Teams are kindly reminded that the following parameters will be subjected to FIA checks during the event:

- Minimum tyre pressure
- Static Camber
- Tyre allocation and Tyre swapping

**Tyre Notes**

- |   |  |
|---|--|
| <ul style="list-style-type: none"> <li>• Not permitted to switch tyres from their allocated position.</li> <li>• Not permitted to mix compounds in tyre sets.</li> <li>• Do not subject tyres to large deformation or impact.</li> <li>• Revised prescriptions could be issued at any time during the event in accordance with the FIA F2 sporting regulations.</li> <li>• Tyre pressure will be monitored in accordance with procedure outlined in the team FTP area.</li> </ul> | <ul style="list-style-type: none"> <li>• Teams are kindly asked to return tyres for stripping as soon as possible after the completion of Free Practice, Race One and Race Three.</li> <li>• Teams are reminded to remove their rims as soon as possible from the fitting area after sets have been returned.</li> </ul> |
|---|--|

## BAHRAIN EVENT

25<sup>TH</sup> TO 28<sup>TH</sup> MARCH 2021

---

### TYRE SCHEDULE

(ART. 24.6. 2021 FORMULA 2 CHAMPIONSHIP SPORTING REGULATIONS)

- The Formula 2 tyre parc fermé is situated adjacent to the Scrutineering Area
- **No tyre trollies** or wet tyres will be allowed in the tyre parc fermé
- Wet tyres remain in possession of teams
- All tyres in the possession of teams must be visible to the Scrutineers at all times during the event
- The tyre pressure and temperature master gauge is available at the FIA weigh platform area

---

#### Thursday 25<sup>th</sup> March

**14:00** All teams tyres will be released from the FIA Formula 2 tyre parc fermé

**18:30** All dry tyres must be deposited in the FIA Formula 2 tyre parc fermé

---

#### Friday 26<sup>th</sup> March

**10:35** All teams tyres will be released from the FIA Formula 2 tyre parc fermé

**2 h after end of car Parc fermé**

All dry NEW and all USED tyres must be deposited in the FIA Formula 2 tyre parc fermé

---

#### Saturday 27<sup>th</sup> March

**10:40** All teams tyres will be released from the FIA Formula 2 tyre parc fermé

**2 h after end of car Parc fermé race TWO**

All dry NEW and all USED tyres must be deposited in the FIA Formula 2 tyre parc fermé

---

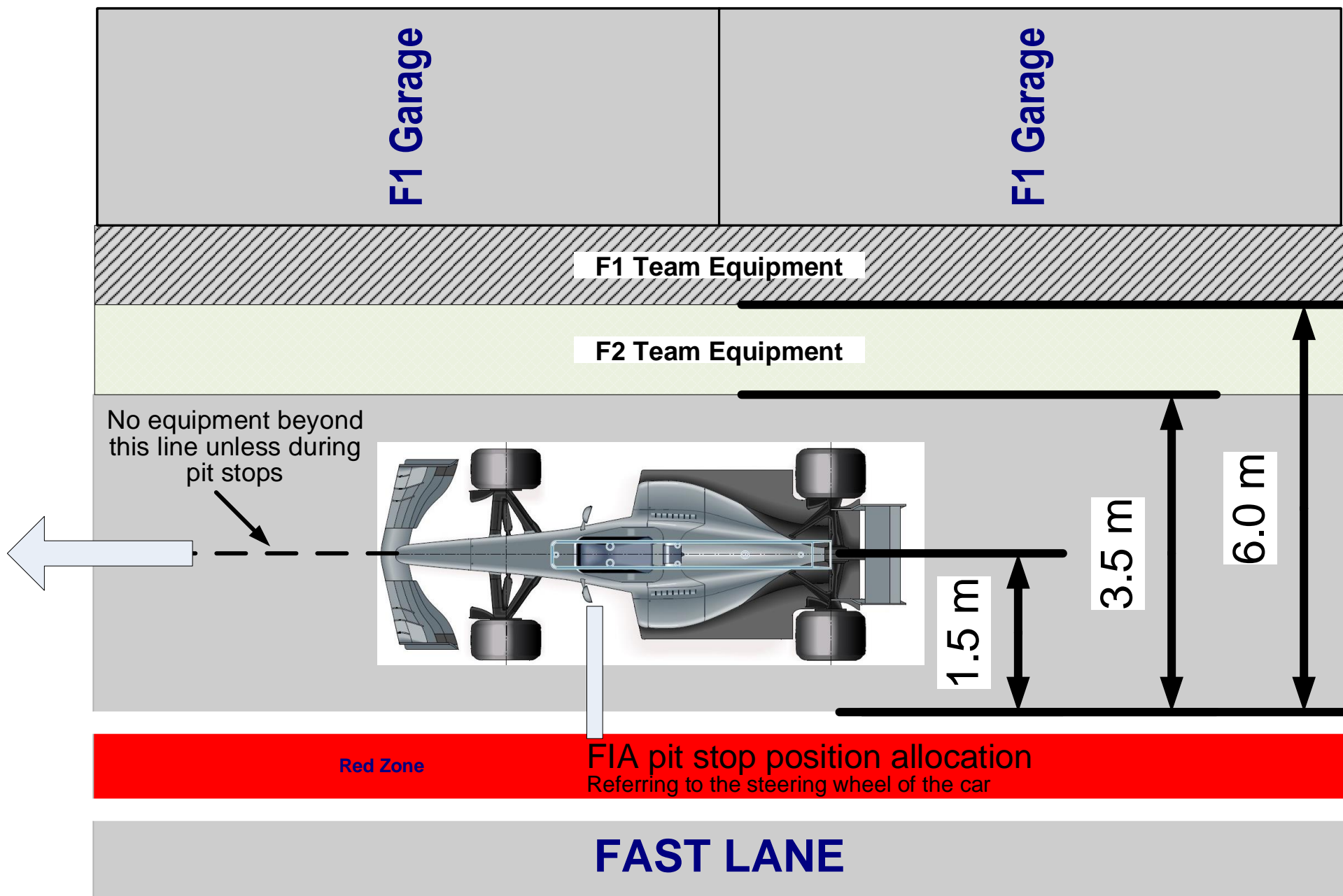
#### Sunday 28<sup>th</sup> March

**11:05** All teams tyres will be released from the FIA Formula 2 tyre parc fermé

**A.S.A.P after end of car Parc fermé race THREE**

All tyres must be returned to the Pirelli service area

---



## SAKHIR EVENT

26 – 28 MARCH 2021

---

### Paddock Departure and Return – Trolley and Race Cars

#### Team trolleys

Once all buggies have been delivered to the circuit, they will be available for collection on Thursday from the Maintenance area beyond the Oasis pit exit. They do not have tow bars attached, but if you wish to install your own this can be done providing you do not damage the buggy in any way.

Trolleys will leave the Oasis pits first. At the pit exit they proceed straight ahead, then bear right onto the oval circuit (“the Loop”) and round to the start of the F1 pits. At each visit, trolleys will wait here until a signal to advance is given by the pit marshals. To speed up installation in the pits, trolleys should try to move out from their garages in F1 pit lane order:

- 1) DAMS
- 2) Hitech Grand Prix
- 3) ART Grand Prix
- 4) HWA RACELAB
- 5) Trident
- 6) Charouz Racing System
- 7) UNI Virtuosi Racing
- 8) PREMA Racing
- 9) MP Motorsport
- 10) Carlin
- 11) Campos Racing

#### Team Personnel

May enter the F1 pit lane at either end – whichever is closer or more convenient. At the Oasis exit, there is a short-cut through to the F1 pit lane by the side of the Medical Centre.

#### Race cars

After trolleys have left the garages, teams may push their cars to the Oasis pit exit and start engines when the signal is given from the pit marshal. Cars further down the pit lane may start race cars from their garages, immediately the marshal signal is given.

Once all equipment is installed in the F1 pits, **cars will proceed under power from the Oasis pit exit via the LOOP to the F1 pit lane.**

Parc ferme will be located in a designated area of the Oasis support pits.

## SAKHIR EVENT

26 – 28 MARCH 2021



All Event attendees must adopt and promote social distancing, consistent with the local guidance and regulation, in all indoor and outdoor spaces, and as far as practically possible within the constraints of safe working practice. A separation distance of 2 meters between individuals is suggested for the definition of social distance requirements.

For the avoidance of doubt this includes at all times during any movements to the pre-grid area and whilst transiting to and from Pit Lane before and after each session.

Team Members including Drivers must remain within their defined Groups during these times.

All timings below are approximate – please always follow the instructions of the marshals.

### Friday – Practice (13:05 – 13:50)

Trolleys ready to depart	12:25
Trolleys move to park in the Loop	by 12:40
Trolleys released to F1 pits	approx. 12:45
Race cars released to F1 pits	approx. 12:50
Trolleys back into pits for pack-up	approx. 13:55

### Friday – Qualifying (16:30 – 17:00)

Trolleys ready to depart:	15:50
Trolleys move to park in the Loop	by 16:05
Trolleys released to F1 pits	approx. 16:10
Race cars released to F1 pits	approx. 16:15
Trolleys back into pits for pack-up	approx. 17:05

### Saturday – Race 1 (pit lane open 13:10)

Trolleys ready to depart:	12:30
Trolleys move to park in the Loop	by 12:45
Trolleys released to F1 pits	approx. 12:50
Race cars released to F1 pits	approx. 12:55
Trolleys back into pits for pack-up	approx. 14:15

### Saturday – Race 2 (pit lane open 19:25)

Trolleys ready to depart:	18:45
Trolleys move to park in the Loop	by 19:00
Trolleys released to F1 pits	approx. 19:05
Race cars released to F1 pits	approx. 19:10
Trolleys into pits for pack-up	approx. 20:35



## SAKHIR EVENT

26 – 28 MARCH 2021

### Sunday – Race 3 (pit lane open 13:35)

Trolleys ready to depart:	12:55
Trolleys move to park in the Loop	by 13:10
Trolleys released to F1 pits	approx. 13:15
Race cars released to F1 pits	approx. 13:20
Trolleys into pits for pack-up	approx. 15:00



## SPORTING INFORMATION No: 2020-F2/02

---

**To:** All 2020 FIA Formula 2 Championship Competitors  
**From:** Michael Masi, FIA Single Seater Department  
**Copy:** FIA Secretary General – Sport; FIA Formula 2 Promoter  
**Date:** 26 June 2020  
**Re:** Art 28 & Art 37, 2020 FIA Formula 2 Sporting Regulations

---

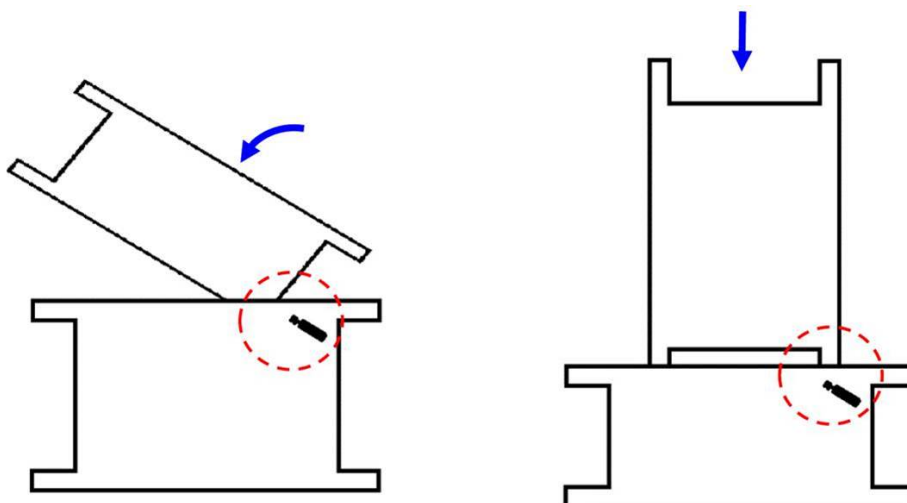
Following various discussions regarding the Pit Stop Regulations for the 2020 FIA Formula 2 Championship, we hereby provide the clarification below:

### ***Stacking of tyres on top of each other in the pitlane***

Tyres may be stacked flat on top of each other in the pitlane. Skateboards or similar devices are not considered to be tyre trolleys and are therefore forbidden.



To avoid damage to the valves, it is forbidden to stack tyres as shown below:







**During each Pit Stop in Race 1 and Race 2, the following restrictions will apply:**

***Tyre handling during consecutive pit stops in short time for two cars***

It is permitted to have both sets of tyres prepared in close proximity to the pit stop position. To cater for limited space in the pitlane, two tyres may be stacked flat on top of each other.

***Stands for tyres during Pit Stop***

It is not permitted to use stands or similar devices for tyres during a Pit Stop. Tyres must lay flat on the ground at all times (unless a second tyre is stacked flat on top, as defined above).

***Tyres coming off the car during Pit Stop***

Tyres coming off the car during Pit Stops must be placed flat on the ground. Tyres rocking on their position are still considered in line with the above requirements provided they are always in a stable condition and do not change their position.

***Lifting jacks handling during a Pit Stop***

The lifting jacks need to be secured at all times during a Pit Stop. A lifting jack can be taken over from one mechanic to another during a Pit Stop if it remains secured at all times.

***General safety***

For safety reasons, mechanics running around the car or jumping over the car will be reported to the Stewards.

We trust the above provides suitable clarity, however should you have any further queries please do not hesitate to contact Claire Dubbelman or Robert Maas.

Regards,

A handwritten signature in black ink, appearing to read 'MMasi'.

**Michael Masi**  
**FIA Single Seater Department**